

Scholarships & Financial Aid

Facts & Figures 2016-2017



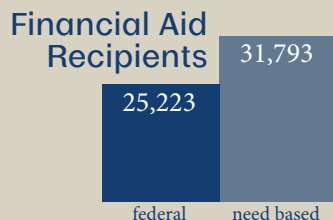
\$810 million
in financial assistance

72%
aggies with
financial assistance

\$16,732
average award package

3,757
aggie veterans and dependents
with veteran education benefits

7,400+
students, faculty and staff that
received financial literacy training



Aggie Assurance
tuition paid if family income
is less than \$60,000
5,701 students
\$37 million*
*includes external funding



Top 3 Gift Aid Programs (millions)

Pell Grant	\$45.0
Texas Grant	\$30.0
Regents' Scholarship	\$14.2

Top 3 External Scholarships (millions)

Terry Foundation	\$6.6
Houston Livestock Show and Rodeo	\$3.7
San Antonio Livestock Exposition	\$1.0

Top 3 Institutional Scholarships (millions)

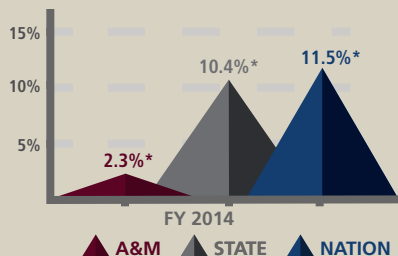
National Recognition Award	\$3.6
President's Endowed	\$3.3
Century	\$2.8

Undergraduate Debt

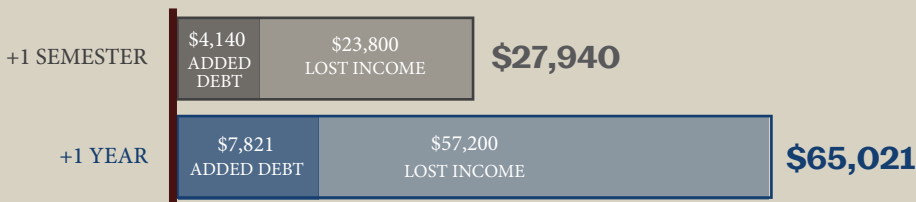
TEXAS A&M	AVERAGE DEBT	NATION 2015
\$23,063		\$30,100*
45%	% STUDENTS WITH DEBT	68%*

*The Institute for College Access & Success

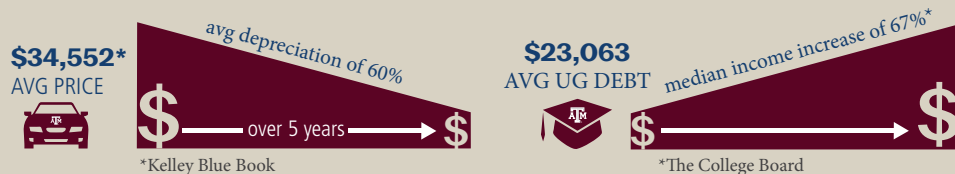
COHORT DEFAULT RATE



THE ADDED COST OF TAKING MORE THAN FOUR YEARS TO GRADUATE



COMPARING LONG-TERM VALUE OF STUDENT INVESTMENT



50 Best Colleges
You Can Actually
Get Into
Money Magazine



#4
public university in
"Best Value Schools"
U.S. News & World Report

#4
for "research, service,
social mobility and
contributions to society"
Washington Monthly